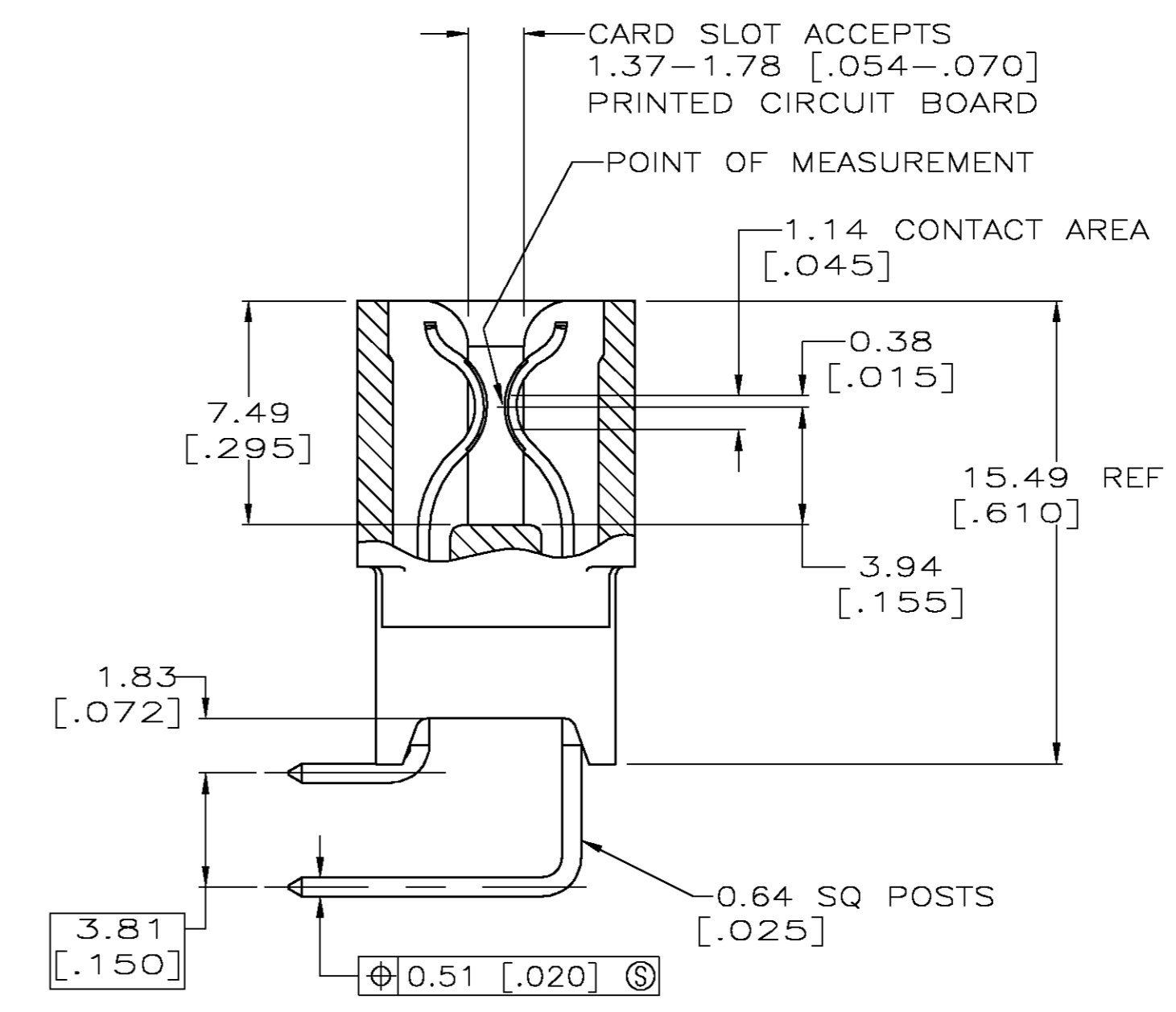
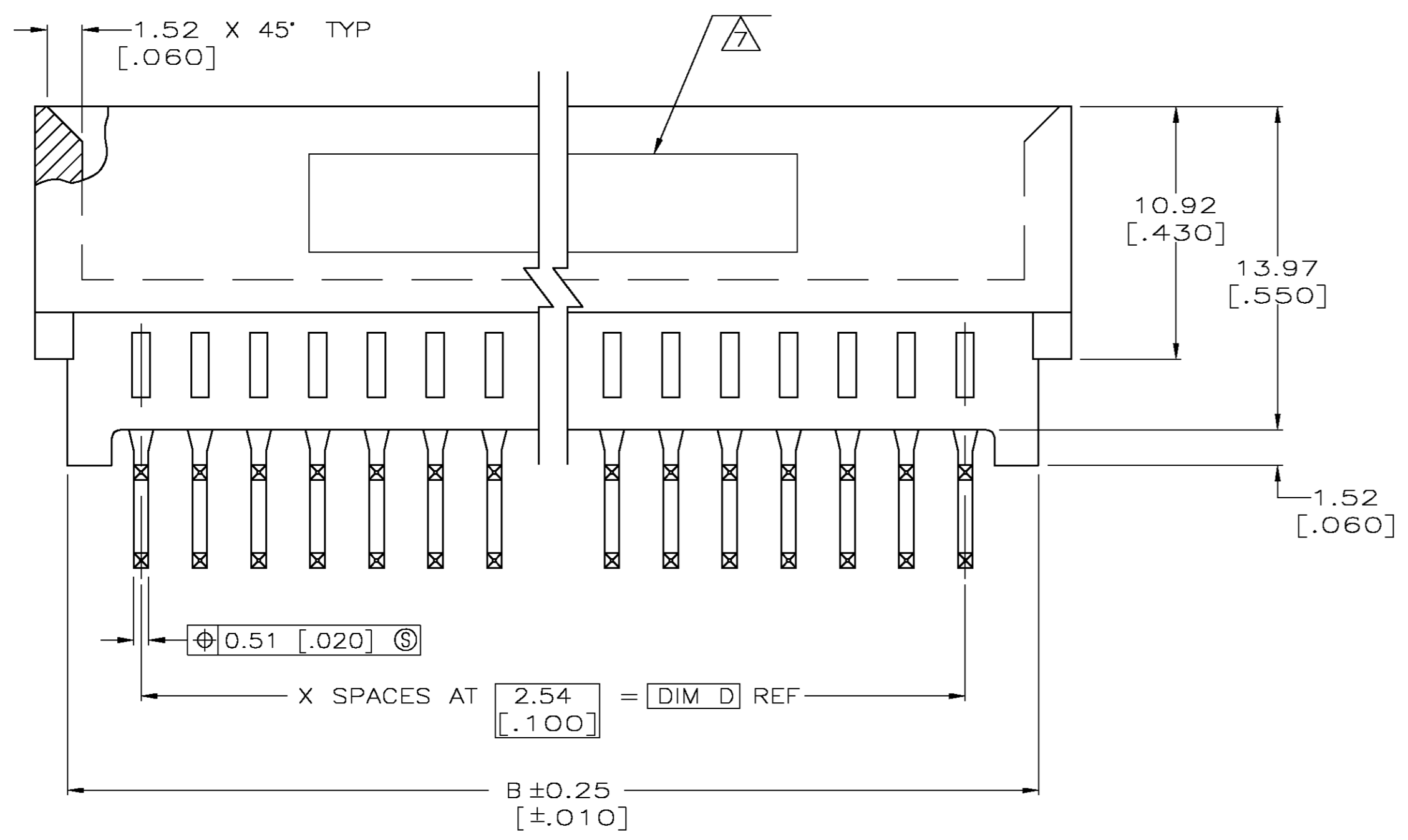
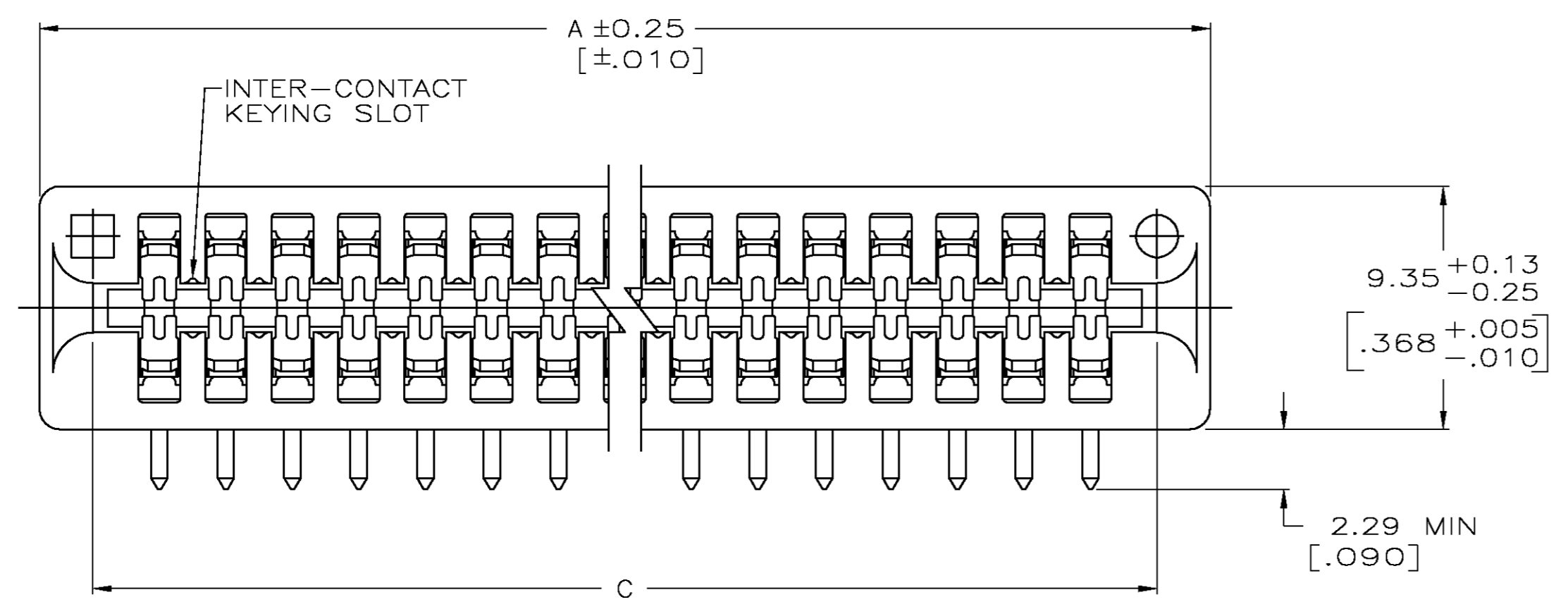


- ① HOUSING: GLASS FILLED POLYESTER; COLOR: BLACK.
 - ② CONTACT: PHOSPHOR BRONZE.
 - ③ NICKEL UNDERPLATE: 0.00127 [.000050] MIN - ALL OVER.
 - ④ TIN-LEAD PLATE: 0.00254 [.000100] MIN - SOLDER POSTS.
 - ⑤ GOLD PLATE: 0.00038 [.000015] MIN - CONTACT AREA.
 - ⑥ NICKEL PLATE PER MIL-G-45204.
GOLD PLATE PER QQ-N-290.
 - △ AMP PART NUMBER AND DATE CODE ARE MARKED IN APPROXIMATE AREA SHOWN, EITHER SIDE.
8. RECOMMENDED PCB FINISHED HOLE DIA: 1.07±0.08 [.042±.003].



	45.72 [1.800]	50.80 [2.000]	52.07 [2.050]	54.864 [2.160]	18	19	532600-6
	78.74 [3.100]	83.82 [3.300]	85.09 [3.350]	87.88 [3.460]	31	32	532600-5
	76.20 [3.000]	81.28 [3.200]	82.55 [3.250]	85.34 [3.360]	30	31	532600-4
OBSOLETE	-	-	-	-	-	50	532600-3
	60.96 [2.400]	66.04 [2.600]	67.31 [2.650]	70.10 [2.760]	24	25	532600-2
OBSOLETE	-	-	-	-	-	18	532600-1
	D	C	B	A	X	NO OF POSN	PART NUMBER

THIS DRAWING IS A CONTROLLED DOCUMENT.

DRN R SHIREY/LTA 2-27-92	10/30/91		Tyco Electronics Corporation Harrisburg, Pa 17105-3608
CHK J DIORAZIO 2-27-92	APPO M THUMMA 2-27-92		NAME
DIMENSIONS: mm		TOLERANCES UNLESS OTHERWISE SPECIFIED:	
0 PLC ± -		1 PLC ± -	
1 PLC ± -		2 PLC ± 0.13 [.005]	
2 PLC ± -		3 PLC ± -	
3 PLC ± -		4 PLC ± -	
4 PLC ± -		ANGLES ± 2	
MATERIAL		FINISH	
①②		③④⑤⑥	

CUSTOMER DRAWING

SIZE A1	CAGE CODE 00779	DRAWING NO 532600	RESTRICTED TO -
SCALE 5:1	SHEET 1 OF 1	REV R	